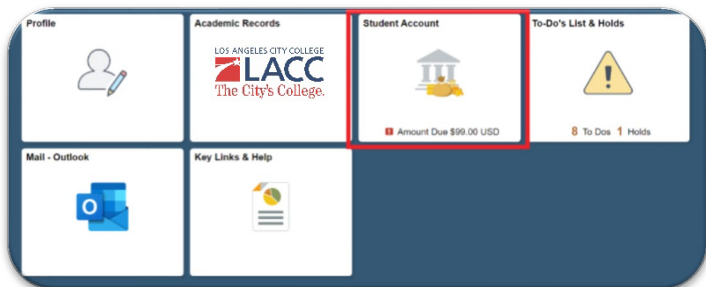


# How to Make a Payment Online Using the SIS Portal

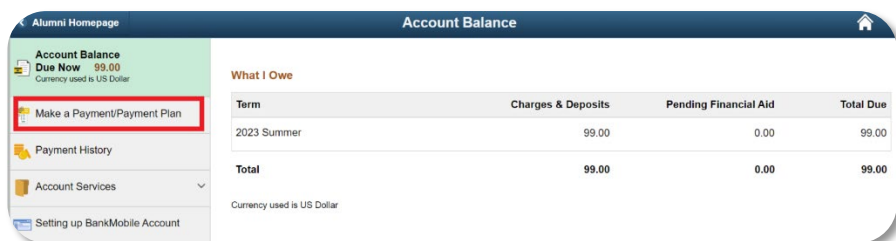
## Step 1

Log-on to [mycollege.laccd.edu](http://mycollege.laccd.edu) and select **STUDENT ACCOUNT**



## Step 2

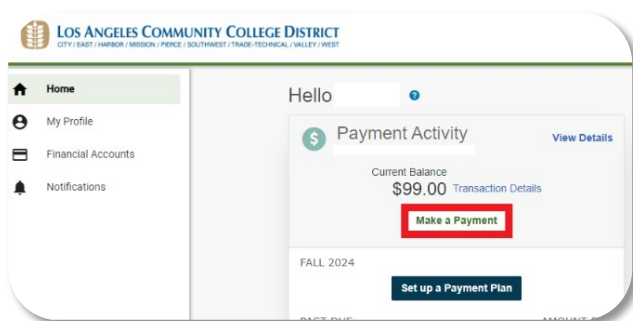
Select **MAKE A PAYMENT/PAYMENT PLAN**



After selecting Make a Payment/Payment Plan, you will be re-directed to the **NELNET ENTERPRISE PORTAL**. You will need to create a profile at Nelnet Enterprise.

## Step 3

Select **MAKE A PAYMENT**

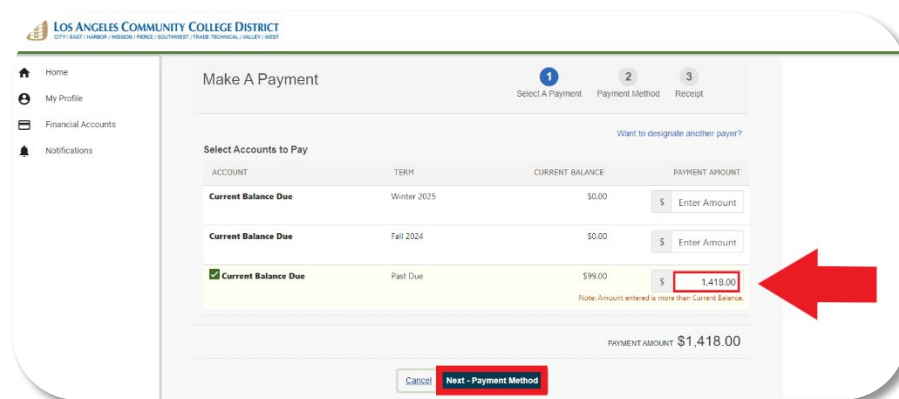


## Step 4

Enter your payment amount\*, then proceed by selecting **NEXT-PAYMENT METHOD**

\*If you have a financial aid overpayment, the **Current Balance Due** may not reflect your total of your overpayment balance.

Please refer to the amount listed in the overpayment notice(s) emailed to you or contact the financial aid office via email at [finaid@lacitycollege.edu](mailto:finaid@lacitycollege.edu) for more information.



## Step 5

Continue through the payment process until you receive confirmation the payment has been processed.

## Step 6

Notify the financial aid office via email at [finaid@lacitycollege.edu](mailto:finaid@lacitycollege.edu) to have the financial aid overpayment hold cleared.

LACCD STUDENT PORTAL

